

ZXP6-72 Series

5BB Polycrystalline PV Module

325-350W

POWER RANGE

18.04%

MAXIMUM EFFICIENCY

0.70%

YEARLY DEGRADATION



12 YEARS PRODUCT WARRANTY



25 YEARS OUTPUT GUARANTEE



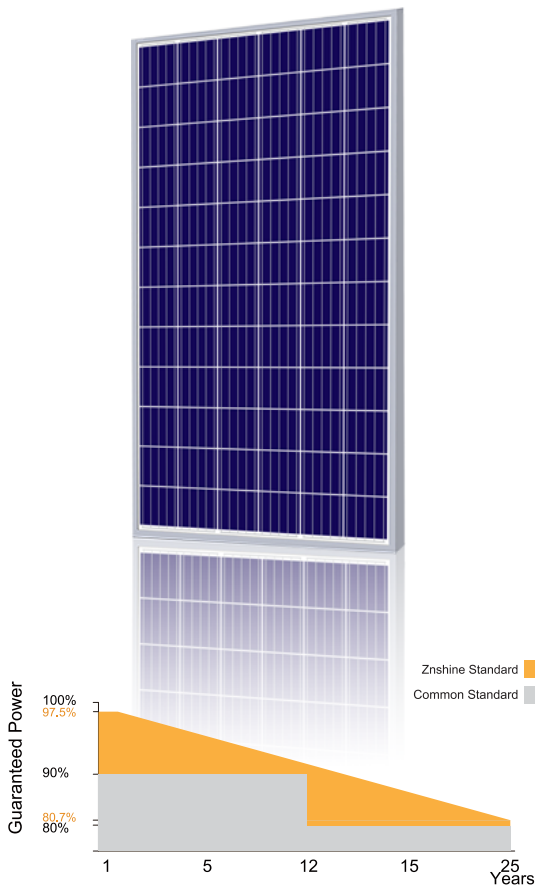
IEC 61215/IEC 61730/IEC 61701/IEC 62716

ISO 14001: Environmental Management System

ISO 9001: Quality Management System

ISO45001: Occupational Health and Safety Management System

*As there are different certification requirements in different markets, please contact your local znshine sales representative for the specific certificates applicable to the products in the region in which the products are to be used.



*Please check the valid version of Limited Product Warranty which is officially released by ZNSHINE PV-TECH Co.,Ltd.

KEY FEATURES



Excellent cells efficiency

5 busbar solar cell adopts new technology to improve the efficiency of modules, offers a better aesthetic appearance, making it perfect for rooftop installation.



Better Weak Illumination Response

More power output in weak light condition, such as haze, cloudy, and early morning.



Anti PID

Ensured PID resistance through the quality control of cell manufacturing process and raw materials.



Adapt To Harsh Outdoor Environment

Resistant to harsh environments such as salt, ammonia, sand, high temperature and high humidity environment.



TIER 1

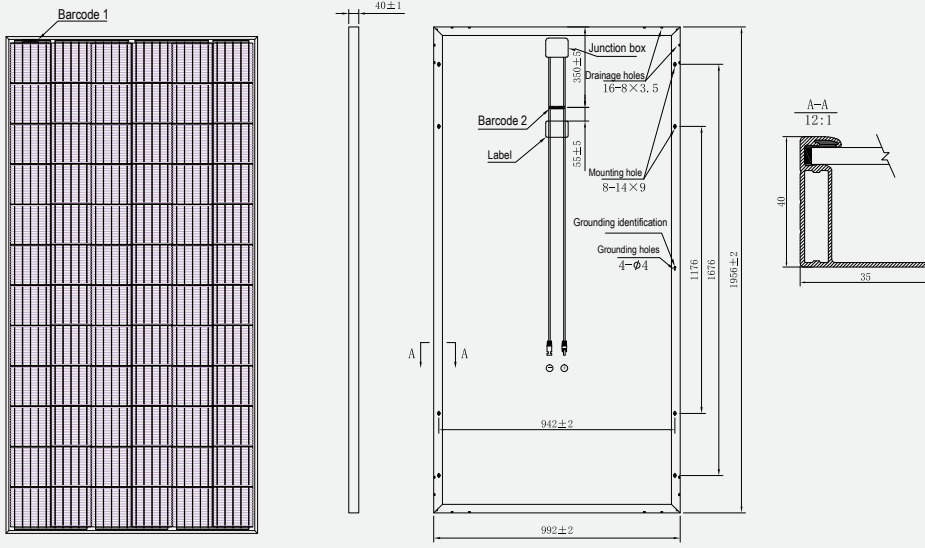
Global, Tier 1 bankable brand, with independently certified advanced automated manufacturing.



Excellent Quality Management System

Warranted reliability and stringent quality assurances well beyond certified requirements.

DIMENSIONS OF PV MODULE(mm)

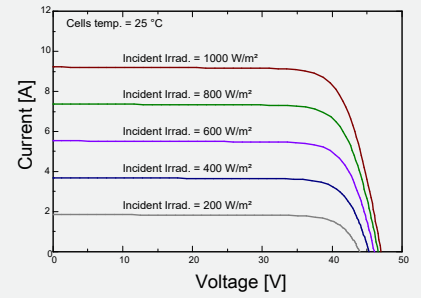


Front View

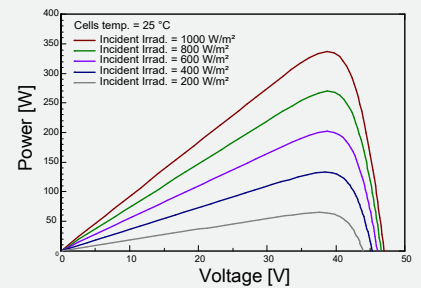
Back View

*Remark: customized frame color and cable length available upon request

I-V CURVES OF PV MODULE(335W)



P-V CURVES OF PV MODULE(335W)



ELECTRICAL CHARACTERISTICS | STC*

| | | | | | | |
|------------------------------|-------|-------|-------|-------|-------|-------|
| Nominal Power Watt Pmax(W)* | 325 | 330 | 335 | 340 | 345 | 350 |
| Maximum Power Voltage Vmp(V) | 37.30 | 37.50 | 37.70 | 37.90 | 38.10 | 38.30 |
| Maximum Power Current Imp(A) | 8.72 | 8.80 | 8.89 | 8.98 | 9.06 | 9.14 |
| Open Circuit Voltage Voc(V) | 46.60 | 46.80 | 47.00 | 47.20 | 47.40 | 47.60 |
| Short Circuit Current Isc(A) | 9.12 | 9.16 | 9.22 | 9.28 | 9.34 | 9.42 |
| Module Efficiency (%) | 16.75 | 17.01 | 17.26 | 17.52 | 17.78 | 18.04 |

*The data above is for reference only and the actual data is in accordance with the practical testing
 *STC (Standard Test Condition): Irradiance 1000W/m², Module Temperature 25±2°C, AM 1.5
 *Measuring uncertainty: ±3%, all the electrical characteristics such as Power, Im, Vm and FF are within ±3% tolerance.

MECHANICAL DATA

| | |
|-------------------|--|
| Solar cells | Poly |
| Cells orientation | 72 (6×12) |
| Module dimension | 1956×992×40 mm(With Frame) |
| Weight | 21.5±1kg |
| Glass | 3.2mm, High Transmission, AR Coated Tempered Glass |
| Junction box | IP 68, 3 diodes |
| Cables | 4 mm², 600mm (With Connectors) |
| Connectors* | MC4-compatible |

*Please refer to regional datasheet for specified connector

ELECTRICAL CHARACTERISTICS | NMOT

| | | | | | | |
|-------------------------------|--------|--------|--------|--------|--------|--------|
| Maximum Power Pmax(Wp) | 240.40 | 244.20 | 248.30 | 252.50 | 256.30 | 260.00 |
| Maximum Power Voltage Vmpp(V) | 34.90 | 35.20 | 35.50 | 35.70 | 36.00 | 36.20 |
| Maximum Power Current Imp(A) | 6.88 | 6.94 | 7.00 | 7.07 | 7.12 | 7.19 |
| Open Circuit Voltage Voc(V) | 43.00 | 43.10 | 43.30 | 43.50 | 43.70 | 43.80 |
| Short Circuit Current Isc(A) | 7.38 | 7.42 | 7.46 | 7.51 | 7.56 | 7.63 |

*NMOT: Irradiance 800W/m², Ambient Temperature 20°C, AM 1.5, Wind Speed 1m/s

TEMPERATURE RATINGS

| | | | |
|---------------------------------|-----------|-----------------------------------|---------------|
| NMOT | 45°C ±2°C | Maximum system voltage | 1500 V DC |
| Temperature coefficient of Pmax | -0.40%/°C | Operating temperature | -40°C~+85°C |
| Temperature coefficient of Voc | -0.31%/°C | Maximum series fuse | 15 A |
| Temperature coefficient of Isc | 0.06%/°C | Front Side Maximum Static Loading | Up to 5400 Pa |
| | | Rear Side Maximum Static Loading | Up to 2400 Pa |

*Remark: Do not connect Fuse in Combiner Box with two or more strings in parallel connection

*Remark: Electrical data in this catalog do not refer to a single module and they are not part of the offer. They only serve for comparison among different module types.

*Caution: Please be kindly advised that PV modules should be handled and installed by qualified people who have professional skills and please carefully read the safety and installation instructions before using our PV modules.

PACKAGING CONFIGURATION *

| | |
|------------------------|-----|
| Piece/Box | 27 |
| Piece/Container(40'HQ) | 648 |

*Customized packaging is available upon request.