


# ZXNR-BD120 Series



SMBB HALF-CELL N-Type Bifacial Double Glass  
Monocrystalline PU Composite Framed PV Module

**570-600W**

POWER RANGE

**23.23%**

MAXIMUM EFFICIENCY

**0.40%**

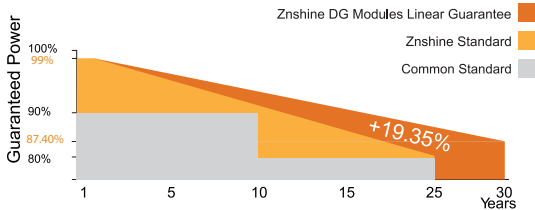
YEARLY DEGRADATION



12 YEARS PRODUCT WARRANTY



30 YEARS OUTPUT GUARANTEE



\*Please check the Limited Warranty for Standard PV Modules which is officially released by ZNSHINE PV-TECH Co., Ltd.

## KEY FEATURES



### Ultra Low Carbon

CO<sub>2</sub> emissions only 10% of the AL frame.



### Better Weak Illumination Response

More power output in weak light condition, such as haze, cloudy, and early morning.



### High Insulation

PU composite frame: no grounding, reduce PID risk, improve safety, maintenance free.



### Corrosion Resistant

Excellent humidity and heat resistance, anti-salt spray corrosion, suitable for offshore PV stations and other highly corrosive fields.



### High Anti PID

PU composite frame, Super Anti-PID performance.



### TIER 1

Global, Tier 1 bankable brand, with independently certified advanced automated manufacturing.



### High Anti-Glare

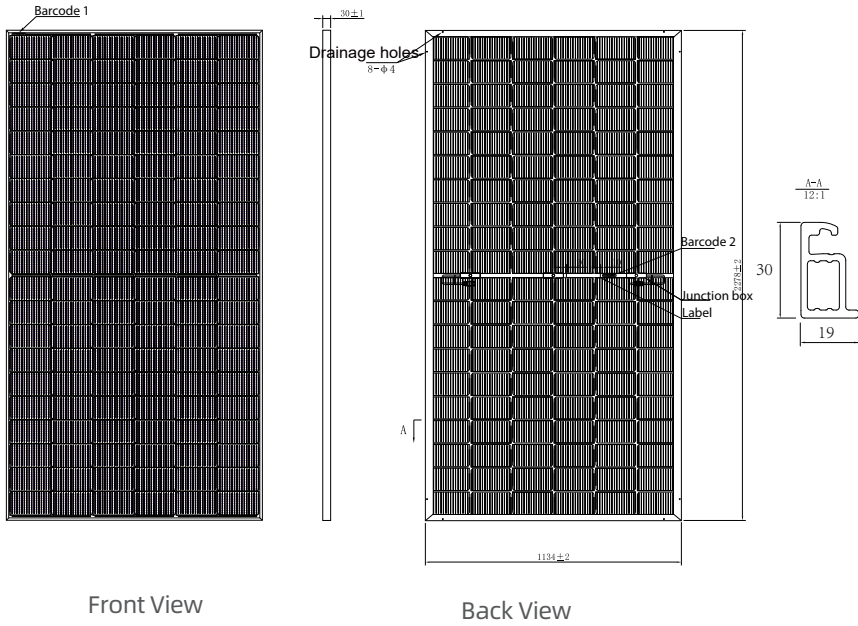
PU composite frame, Super Anti-Glare performance.



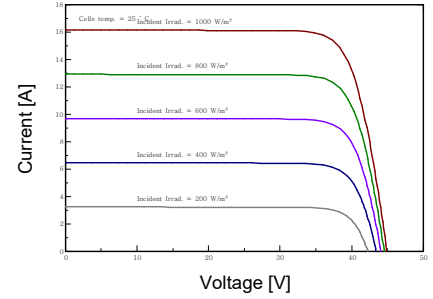
### Natural Black Vision

Solar modules with a PU composite frame have a more uniform appearance and superior aesthetics.

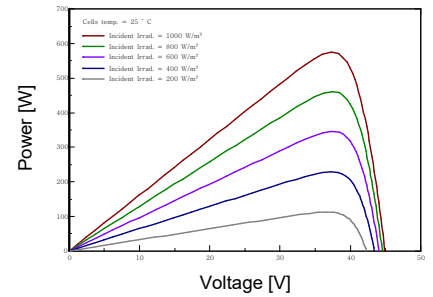
**DIMENSIONS OF PV MODULE(mm)**



**I-V CURVES OF PV MODULE(575W)**



**P-V CURVES OF PV MODULE(575W)**



\*Remark: customized frame color and cable length available upon request

only the classic 16BB assembly diagram is displayed here, other busbar can be customized according to requirements

**ELECTRICAL CHARACTERISTICS | STC\***

Nominal Power Watt Pmax(W)*	570	575	580	585	590	595	600
Maximum Power Voltage Vmp(V)	37.50	37.70	37.90	38.10	38.30	38.50	38.70
Maximum Power Current Imp(A)	15.20	15.25	15.31	15.36	15.41	15.46	15.51
Open Circuit Voltage Voc(V)	44.70	44.90	45.10	45.30	45.50	45.70	45.90
Short Circuit Current Isc(A)	16.12	16.17	16.23	16.28	16.33	16.39	16.44
Module Efficiency (%)	22.07	22.26	22.45	22.65	22.84	23.03	23.23

\*The data above is for reference only and the actual data is in accordance with the practical testing  
 \*STC (Standard Test Condition): Irradiance 1000W/m<sup>2</sup>, Module Temperature 25±2°C, AM 1.5  
 \*Measuring uncertainty: ±3%, all the electrical characteristics such as Power, Im, Vm and FF are within ±3% tolerance.

**MECHANICAL DATA**

Solar cells	N-type Monocrystalline, Rectangular cells
Cells orientation	120 (6×20)
Module dimension	2278×1134×30 mm (With Frame)
Weight	32.0±1.0 kg
Glass	2.0 mm+2.0mm, High Transmission, AR Coated Heat Strengthened Glass
Junction box	IP 68, 3 diodes
Cables	4 mm <sup>2</sup> , 350 mm (With Connectors)
Connectors*	MC4-EVO2 compatible

\*Please refer to regional datasheet for specified connector

**ELECTRICAL CHARACTERISTICS | NMOT\***

Maximum Power Pmax(Wp)	433.40	437.00	444.00	444.70	448.40	452.10	455.80
Maximum Power Voltage Vmpp(V)	35.10	35.30	35.40	35.60	35.80	36.00	36.20
Maximum Power Current Imp(A)	12.36	12.39	12.44	12.48	12.52	12.56	12.60
Open Circuit Voltage Voc(V)	42.30	42.50	42.70	42.90	43.10	43.30	43.50
Short Circuit Current Isc(A)	13.01	13.05	13.09	13.13	13.17	13.22	13.26

\*NMOT: Irradiance 800W/m<sup>2</sup>, Ambient Temperature 20°C, AM 1.5, Wind Speed 1m/s

**TEMPERATURE RATINGS**

NMOT	44°C ±2°C
Temperature coefficient of Pmax	(-0.28±0.028)%/°C
Temperature coefficient of Voc	-0.23%/°C
Temperature coefficient of Isc	0.045%/°C
Refer. Bifacial Factor	(80±10)%

**WORKING CONDITIONS**

Maximum system voltage	1500 V DC
Operating temperature	-40°C~+85°C
Maximum series fuse	30 A
Front Side Maximum Static Loading	Up to 5400Pa
Rear Side Maximum Static Loading	Up to 2400Pa

\*Remark: Do not connect Fuse in Combiner Box with two or more strings in parallel connection

**ELECTRICAL CHARACTERISTICS (REAR POWER GAIN)**

5%	Maximum Power: Pmax(W)	599	604	609	614	620	625	630
	Module Efficiency(%)	23.17	23.37	23.57	23.78	23.98	24.18	24.39
15%	Maximum Power: Pmax(W)	656	661	667	673	679	684	690
	Module Efficiency(%)	25.38	25.60	25.82	26.04	26.27	26.49	26.71
25%	Maximum Power: Pmax(W)	713	719	725	731	738	744	750
	Module Efficiency(%)	27.58	27.82	28.07	28.31	28.55	28.79	29.03

**PACKAGING CONFIGURATION \***

Piece/Box	36
Piece/Container(40'HQ)	720

\*Customized packaging is available upon request.  
 \*Remark: Electrical data in this catalog do not refer to a single module and they are not part of the offer. They only serve for comparison among different module types.  
 \*Caution: Please be kindly advised that PV modules should be handled and installed by qualified people who have professional skills and please carefully read the safety and installation instructions before using our PV modules.